




A Spoonful of Stories

Library Programs in Hospitals and Medical Settings




Getting
Started: Who
should I
contact?

At the hospital, start here:

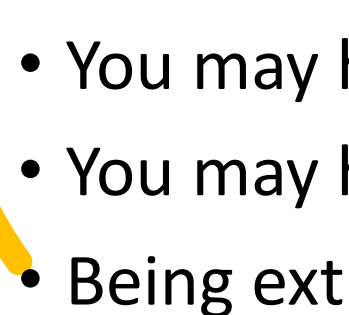
- Volunteer Coordinator
- Child Life Specialist
- Hospital Teacher

In a (specialty) medical office, start here:

- Office Manager
- Practice Supervisor



Getting Started: Some important things to know (a random list!):

- Not all hospitals have a pediatrics department.
 - For medical offices, try a specialty such as pediatric cardiology or orthopedics (something that isn't contagious!)
 - You will be background checked.
 - You will need to be vaccinated.
 - You may have to take a TB skin test.
 - You may have to take a blood test for immunities.
 - Being extroverted helps—Most of the time!
- 

Programs at the Hospital



A **SPOONFUL OF STORIES**: What does a library program at a hospital look like?

Most of our hospital programs are pretty similar. We read kids a story, we give them a book to keep, and we make sure they have an activity* to do later.

- Hospital rooms
- Emergency department (pediatric)
- Outpatient pediatric oncology

*coloring book, puzzle book, sticker art, scratch art, etc.






A SPOONFUL OF STORIES

- **Banner Behavioral Health:** 45 minute STEAM program that includes a story (or two) and an activity.
- **PCH Center for Cleft and Craniofacial Care:** We set up in the waiting room with a couple of stories to read and a craft for kids to do (and PPL info of course!). We also bring weeded books for their tiny library.
- **Banner NICU:** We keep a library cart in the NICU with books, library information, and info from First Things First.

Planning Programs

- Be Flexible! Maybe you'll be able to have kids gather in one place. Maybe not.
- Passive programs and displays work in hospital settings, too!



Sometimes
you have to
wear this.



Where do we get our supplies

- First Things First
- The hospital/medical office
- Library Donations

A few things...

- Be flexible
- Read FUNNY stories and CUTE stories. We are not about coping with feelings and pain. We distract!
- Get input from as many people involved as you can. (NICU nurses came up with so many ideas for us!)
- Don't give up: sometimes it's intimidating to enter rooms, especially in the ER. Listen at the door—Crying baby? Child in obvious distress? Skip the room and go on to the next!
- You will see more adults than kids even though you are visiting children's rooms.
- In our experience, once you are in and doing a good job, the hospital will want more—be prepared to expand your services once they see how awesome you are!
- Tell everyone what you are doing—shout it from the rooftops! I get people asking all the time how they can help with this program, so bragging is a great way to get books for kids!