

It's in the Cards!

Planning & Implementing an Artist Trading Cards Swap Program

Presented by
Holly May, Supervisory Librarian
MCCS Yuma Station Library, MCAS Yuma



“Peek-A-Boo”

Created for the Matryoshka Dolls Swap on ATCsforAll.com hosted by leydab.

Needed to be 3 of the same.

My original idea was to do this as fairy tale characters: 3 little pigs, red riding hood, etc. It was beyond my current ability, so I simplified the design.

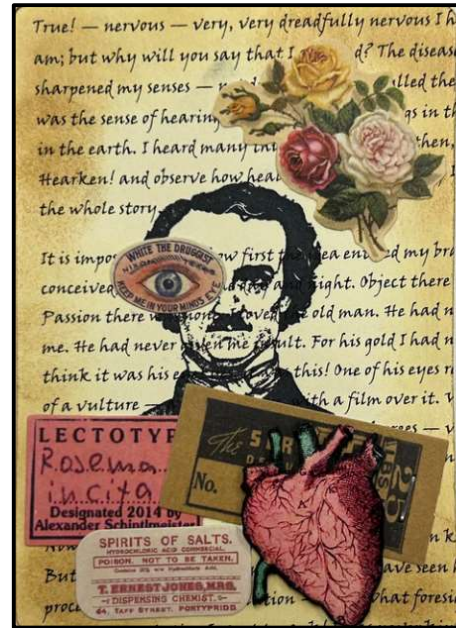
Mixed media: stamped background, markers, wite-out correction fluid.

What are ATCs?

Artist Trading Cards (ATCs) are miniature works of art created with the intent of swapping them with other artists.

Standard ATC size is 2.5”x3.5”.

Artists may use any heavy paper that they choose, from food packaging to playing cards.



“My Tell-Tale Heart”

Theme: Text Me

Mixed media: distressed paper, stamps, colored pencils, marker.

What is the difference between ATCs and ACEOs?



Artist Trading Cards



Art Cards, Editions, & Originals

Both ATCs and ACEOs are 2 ½” x 3 ½” works of art.

The only real difference between the two is the commercial (for sale) intent of the art piece by the artist.

ACEO = Art Cards, Editions, and Originals are virtually the same as ATCs, EXCEPT they were created with the intent to be sold.

ATC = Artist Trading Cards were created with the intent to trade them only.

“Oh, Poe!”

Theme: Grisly Greetings

Mixed media: digital image (Art Tea Life on Etsy), stamped bubble wrap, pen & ink, printed label, paper napkin, Mod Podge

What you can use to make ATCs:



- Junk mail, cardstock, playing cards, food packaging
- Scrap paper for collage
- Acrylic, gouache, or watercolor paint
- Crayons or markers
- Paper punches and tools
- Rubber or acrylic stamps
- And much, much more!

You can purchase blank ATCs (baseball cards), but you should double check the dimensions. Some blank baseball cards sold on Amazon are smaller than the standard 2.5"x3.5". You can also cut your own using a paper cutter or paper cutting die.

AccuCut dies:

Card-Playing (Large) – shown on the slide above

SKU: C1421L

\$30

Play Card Set (2-Die Set)

SKU: PLC100L

\$85

Sizzix - Thinlits Dies –

Library Pocket ATC Card and Tabs

Scrapbook.com or Amazon.com

\$24.99

Sizzix THINLITS® 666151
Eileen Hull®

• Works with:
• Functions with:
• Functions with: 666152

5 DIES | 5 MATRICES | 5 TROQUELES | 5 FUSTELLE
5 ВЫРУБКИ | 5 STANZEN | 5 CORTANTES

“I Only Have Eyes For You”

Mixed media

- digital images (Art Tea Life on Etsy)
- stamped bubble wrap
- pen & ink
- crayon



Unless specified for a swap, supplies/media are a personal choice of the artist.


“I Only Have Eyes For You”

Used for the Open Theme Swap hosted by Robin on ATCs for All.

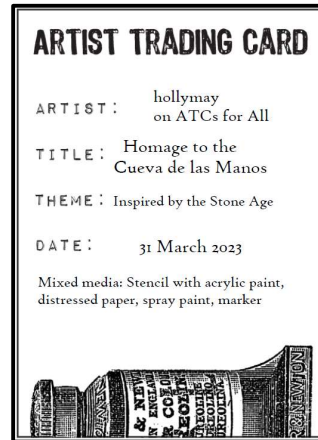
My very first set of ATCs (to swap).

Mixed media: digital image (Art Tea Life on Etsy), stamped bubble wrap, pen & ink, crayon.

What to include on an ATC



Artwork



Information

ATCs basically need two things: artwork and information.

Artwork should be the artist's very best effort and should adhere to the swap's theme.

ATC information is fairly standard, and there are stamps and digital artwork available on sites like Etsy. And, of course, the information may also be neatly written.

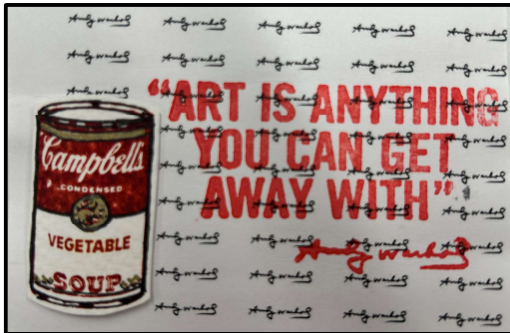
When participating in a multi-location swap, the artist's location (library branch) should be included. This will aid the person in charge of the swap as they organize the trading of cards.

“Homage to the Cueva de las Manos”

Created for the Inspired by the Stone Age swap hosted by leydab.

Mixed media: stencil with acrylic paint, distressed paper.

Considerations for an ATC Swap



- Location
- Logistics
- Theme
- Quality of Artwork
- Age groups

Location – 1 library or multiple libraries? How will the ATCs be sent to a central location?

Logistics – WHO is responsible for managing the swap? HOW are they managing it? WHAT is the deadline for getting ATCs to them?

Theme – Will everyone use the same theme – based on month, time of year, etc.?

Quality of Artwork – Artists should submit their very best work. Cards should be

- The correct size
- Intact with all collaged elements glued down (and dry!)
- An original creation, not a computer print out drawn over
- More than scribbles on a plain piece of paper
- In a plastic sleeve, if required

Age groups – Consider breaking the artwork down by age group, so that the artists are receiving ATCs that are an even trade in terms of effort, ability, etc.

“Andy’s Cans, a series”

Theme: Pop Art revisited – just for fun

Mixed media: printed signatures, stamped image, watercolor, markers, colored pencils

Inspired by Campbell’s Soup Cans by Andy Warhol

1962. Synthetic polymer paint on thirty-two canvases, Each canvas 20 x 16" (50.8 x 40.6 cm). Overall installation with 3" between each panel is 97" high x 163" wide.

Inspiration for themes

- ATCsForAll.com
 - Swap Galleries
- Chase's Calendar of Events
 - Bat Appreciation Month, Dictionary Day, National Candy Corn Day
- Seasons of the Year
- Tied to events in program calendar
 - Summer Reading Program, Trunk or Treat, Super Kids' Carnival
- Local/State attractions & celebrations
 - SEA LIFE Aquarium Arizona, Arizona-Sonora Desert Museum, Grand Canyon National Park
- Museums & special exhibits
 - S'edav Va'aki Museum (formerly Pueblo Grande Museum), Children's Museum of Phoenix



“Hats Off”

No theme; just for fun

Mixed media: digital image (Art Tea Life on Etsy), stamped bubble wrap, pen & ink, paper napkin, Mod Podge.

iREAD 2024 Summer Reading Program: “Read, Renew, Repeat”

Recycle older artwork Eric Carle-style



Carle kept his painted tissue papers in flat file drawers, arranged by color.

Image courtesy of The Eric Carle Museum of Picture Book Art.

<https://www.carlemuseum.org/about/about-eric-carle/artistic-process>



The military libraries participate in the iREAD Summer Reading Program. Next year’s theme features the idea of conservation. Recycling food packaging, mail, old artwork, etc. is an easy way to incorporate ATCs into the theme of “Read, Renew, Repeat.”


Use ATC programs to promote your library's resources

- EBSCO eBooks
 - Gale eBooks
 - Gale OneFile: Fine Arts
 - Gale OneFile: Popular Magazines
 - Hobbies and Crafts Reference Center
 - OverDrive/Libby
 - PressReader
- Search Terms:
- Art, Artist
 - Artist Trading Cards
 - Collage
 - Crafting, Crafts, Crafts & Hobbies
 - Drawing, How to Draw
 - Hobbies
 - Journaling, Junk Journaling
 - Paper Arts/Paper Crafts
 - Watercolor, Acrylic, Painting

ATC programs can be tied into almost any activity that your library runs AND you can use these programs and activities to promote the physical and digital resources available for your patrons.

(Just a few) Books on ATCs

- *The Great Library ATC Swap: How To Bring An Artist's Trading Card Swap To Your Home Town* by Robinsunne
- *1000 Artist Trading Cards: Innovative and Inspired Mixed-Media ATCs* by Patricia Bolton
- *Artist Trading Cards: An Anthology of ATCs* by Diane Michioka, et al.
- *Artist Trading Card Workshop: Create, Collect, Swap* by Bernie Berlin



“The Great Library ATC Swap” by Robinsunne is a good place to start when deciding if (and how) you want to run a swap at your library or within your library system.

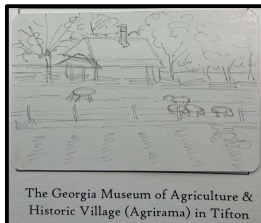
(Just a few) Books on Techniques

- *1,000 Artist Journal Pages: Personal Pages and Inspiration* by Dawn DeVries Sokol
- *Artists' Journals & Sketchbooks: Exploring and Creating Personal Pages* by Lunne Perrella
- *Collage Discovery Workshop: Make Your Own Collage Creations Using Vintage Photos, Found Objects and Ephemera* by Claudine Hellmuth
- *Collage Workshop for Kids: Rip, snip, cut, and create with inspiration from The Eric Carle Museum* by Shannon Merenstein
- *Flavor for Mixed Media: A Feast of Techniques for Texture, Color and Layers* by Mary Beth Shaw
- *The Mixed-Media Artist: Art Tips, Secrets and Dreams From Over 40 Amazing Artists* by Seth Apter
- *Shake, Rattle & Roll: Trading Cards & ATCs for Shakers, Windows, Doors, Moving Parts, Mosaics, Closures and Much More!* By Mary Secklet
- *Trading Cards Techniques & ATCs* by Lisa Vollrath, Michele Charles, and Tim Holtz


There are a ton of books available on ATCs, junk journaling, happy mail, and collage techniques. Even books or magazines on scrap booking or card making will have some ideas and techniques that are transferable to making ATCs.

MARINE & Family

Library Program



The Georgia Museum of Agriculture & Historic Village (Agrirama) in Tifton



The Okefenokee National Wildlife Refuge in Folkston

Holly May, Supervisory Librarian
MCCS Yuma Library, MCAS Yuma
holly.may@usmc-mccs.org



The Jimmy Carter Peanut Statue in Plains

“Georgia On My Mind”

Theme: Sing A Song of Somewhere

Mixed media: watercolor, pen and ink, markers.